

Levelling up health – a national strategy driven by local government

This webinar will begin shortly

30 September 2021



This is a Zoom webinar so you will be automatically muted throughout.



Your camera will also be turned off throughout the webinar.



If you have any questions please ask them using the Q&A function.
You will also be able to upvote other attendees' questions.



This webinar is being recorded and will be available
to watch on our website within 24 hours.



Join the conversation on Twitter
#THFLevellingUpHealth

Levelling Up Health

Jo Bibby, Director of Health

September 2021

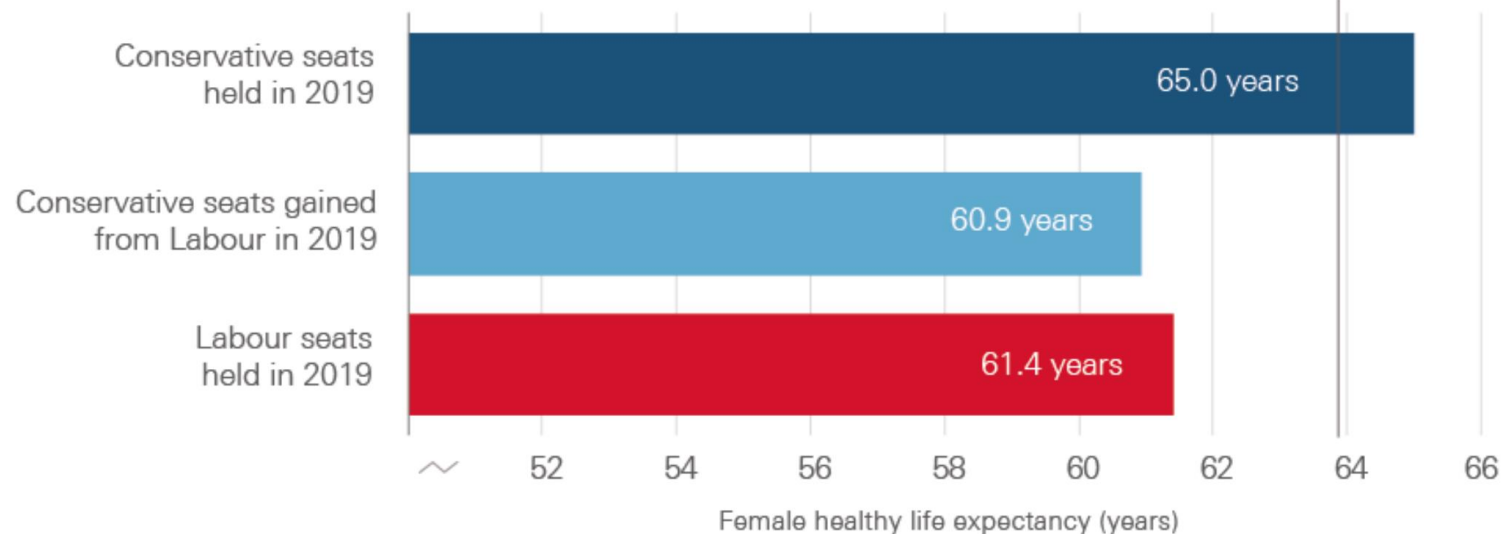


Why does the government
need to level up health?

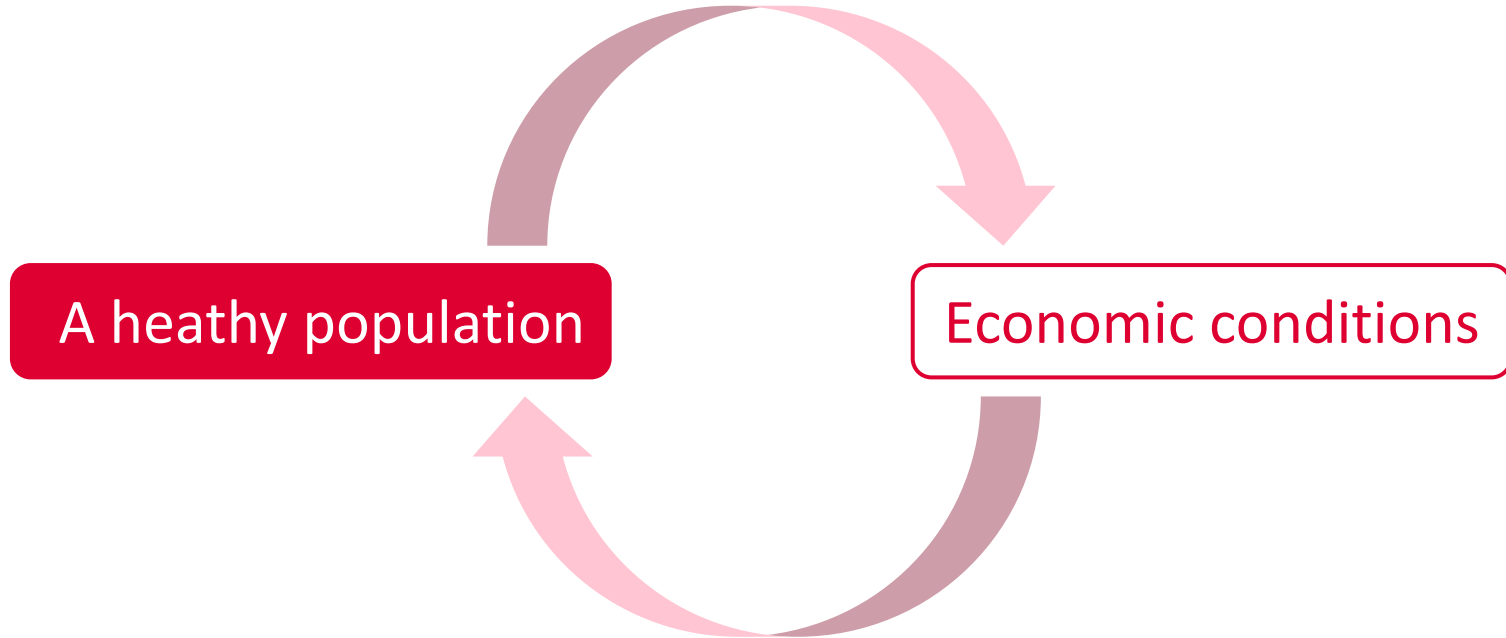
The new Conservative seats have lower average healthy life expectancies than their existing seats and Labour seats

Average female healthy life expectancy by the constituency's local authority area

England average:
63.9 years



Health and wealth inextricably linked

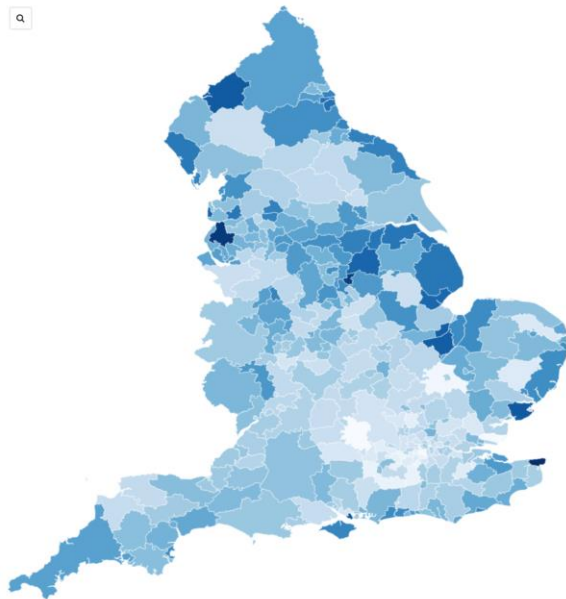


Levelling up the economy will depend on levelling up health

Prevalence of work-limiting conditions and disability in the working-age population

Proportion of 16-64 population who have a work limiting disability (%)

7.9 27.67



- The employment rate for people with a work-limiting condition is 47%, compared with 81% for people without.
- In 15% of council areas in Britain, over a fifth of the working-age population have a work-limiting health condition or impairment

Need to look beyond GDP as a success measure



The New Zealand 'four capitals'



Natural capital

Human capital

Social capital

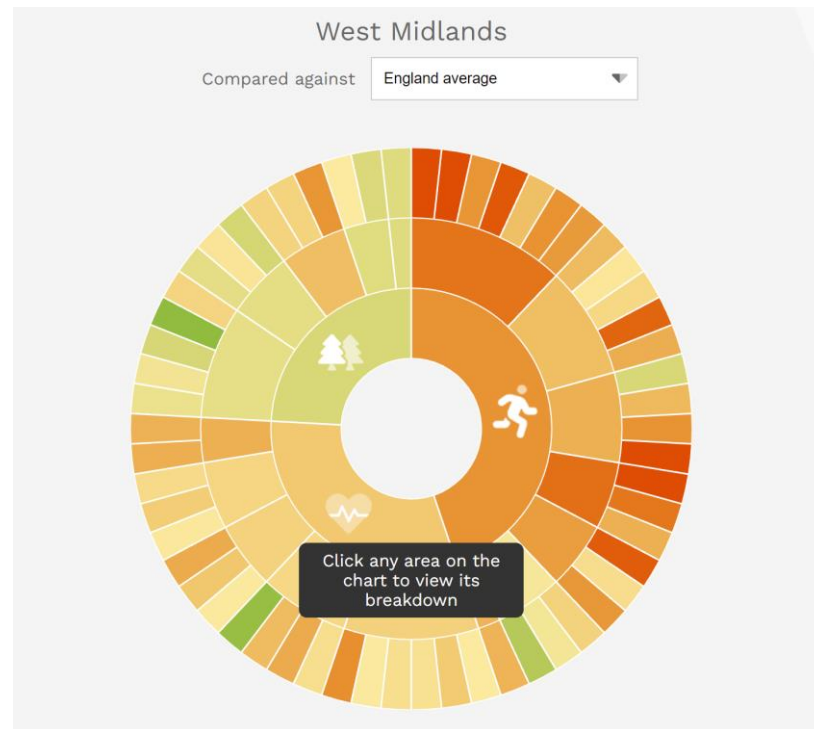
Financial capital

ONS Health Index

Assessment of the conditions that lead to good health covering:

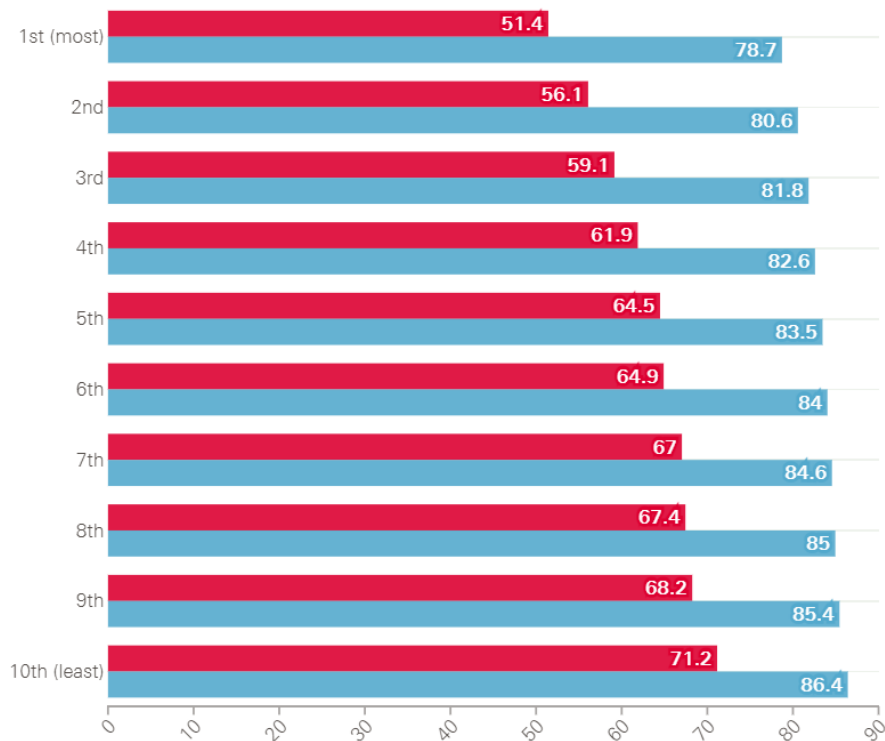
- Healthy people
- Healthy Lives
- Healthy Places

At national, regional and Upper Tier local Authority level



What is the size of the
challenge?

Current inequalities in health (women)



7.7 year difference in Life Expectancy



20 year difference in Healthy Life Expectancy

Life expectancy – global Britain?

1	 Japan	84.3
2	 Switzerland	83.4
3	 South Korea	83.2
4	 Singapore	82.8
5	 Spain	82.7

Life Expectancy 84.8 years
(top decile by deprivation)








6	 Cyprus	82.6
7	 Australia	82.5
8	 Italy	82.4
9	 Israel	82.3
10	 Norway	82.2
11	 France	82.1
12	 Luxembourg	82.0

13	 Sweden	81.9
14	 Iceland	81.8
15	 Canada	81.7
16	 New Zealand	81.6
17	 Malta	81.5
18	 Ireland	81.4
19	 Netherlands	81.3



20	 Germany	81.7
21	 Austria	81.6
22	 Finland	81.6
23	 Portugal	81.6
24	 Belgium	81.4

25	 United Kingdom	81.4
26	 Denmark	81.3
27	 Slovenia	81.2
28	 Greece	81.1
29	 Kuwait	81.0

Average life expectancy (England)

30	 Costa Rica	80.9
31	 Chile	80.8
32	 Peru	80.7
33	 Maldives	80.6
34	 Colombia	80.5
35	 Panama	80.4
36	 Czechia	80.3

37	 Estonia	80.2
38	 Croatia	80.1
39	 Turkey	80.0
40	 United States	79.9
41	 Ecuador	79.8
42	 Poland	79.7
	Europe	79.7
43	 Slovakia	79.6
44	 Albania	79.5
45	 Jordan	79.4
46	 Cuba	79.3
	Western Pacific	77.7
47	 Thailand	77.7
48	 China	77.4

49	 Iran	77.3
	Americas	77.2
50	 Qatar	77.2
51	 Algeria	77.1
52	 Uruguay	77.1
53	 Tunisia	77.0
54	 Sri Lanka	76.9
55	 Bosnia and Herzegovina	76.8
56	 Argentina	76.6
57	 Antigua and Barbuda	76.5
58	 Hungary	76.4
59	 Lebanon	76.4
60	 Trinidad and Tobago	76.1

Life Expectancy 76.5 years
(bottom decile by deprivation)

Why is local government
critical to success?

What makes us healthy?



What needs to be in the white paper?

Five tests for the Levelling Up White Paper

1 Is improving health and health equity an explicit measure of success?

2 Are local and regional government empowered and enabled to take action?

3 Is the funding directed towards the places that need it most?

4 Is improving health and health equity an explicit consideration of investment decisions?

5 Is there visible action to support people with poor health get back into the workforce?

Thank you



Stay in touch

- Our next Health Foundation webinar:
The future role of public health
Tuesday 12 October | 12.00-13.15
Registration now open (link in chat box)
- Launched today:
**REAL Challenge Lecture:
A radical new vision for social care**
Tuesday 2 November | 12.00-13.15
Registration now open
<https://www.health.org.uk/real-challenge>
- Join the conversation
#THFLevellingUpHealth



@Healthfdn
health.org.uk

